

# Proterra™

## Rider Sweepers



## FACT SHEET



### Simple, productive, comfortable, reliable with incredible dust control.

The Advance Proterra™ is the ideal solution for industrial sweeping applications from factories to warehouses, parking garages to foundries and many more. The unique design makes fast work of sweeping a facility with its large cleaning path, excellent maneuverability and high capacity hopper. An ergonomic operator interface and the unique Clear-View™ sight line of critical sweep areas ensures hours of safe and comfortable sweeping.

The Advance Proterra comes equipped with DustGuard™\*, part of the DustClear™ Five-stage Dust Control System. Unlike conventional mechanical broom sweeper technology, DustGuard addresses dust at its greatest source – the side brooms – through a fine “fog” that is applied to suppress the dust. The result is a dust controlled sweep path that is 75% more productive than its nearest competitor.

The Proterra is easy and comfortable to use. Analog-logic™ sweep system controls allow the full sweep system to be activated or deactivated with a single motion. Convenient features like the Set-‘N-Forget™ main broom linkage means the main broom setting does not need to be readjusted as the broom wears. Clear-View™ allows operators to clearly see the critical sweep zones while comfortably and safely sitting in the seat.

With superior dust control, innovative safety features, low maintenance costs, ease of operation and increased productivity, the Advance Proterra is the ideal solution for addressing your industrial sweeping needs.

\*Optional feature

### STANDARD FEATURES INCLUDE

- MaxAccess™
- Increased Sight Lines with Clear-View™
- Analog-logic™ Sweep System Activation
- Power Steering
- Impact Absorbing, Rust-proof Body Structure
- Service Cover Opens Providing MaxAccess™
- Hopper Safety Arm Engaged from Operator's Compartment
- Large Comfort Ride Shock Absorbing Pneumatic Tires
- Independent ETL Safety Test and Label
- Liberator™ Variable Frequency Filter Shaker
- Tailgate Style Hopper Door

### OPTIONAL ACCESSORIES

- DustGuard™ Side Broom Dust Control System
- Left Hand Side Broom
- Backup Alarm
- Soft Sided Cab – Provides increased operator safety and comfort
- Front Headlights
- Suspension Seat
- Front and Rear Bumper Guards
- Tilt Steering
- Overhead Guard
- Amber Strobe Light

### TYPICAL APPLICATIONS INCLUDE


- Warehouses
- Manufacturing Facilities
- Indoor/Outdoor Parking
- Construction Cleanup
- Transportation Facilities
- Entertainment Facilities

*The Advance Proterra™, designed with Total Clean® Technology, is very comfortable and safe to use – by design. The result is increased productivity. The Advance Proterra™ is also designed with features to make it easy to clean up and maintain after cleaning. That reduces the total cost of ownership and drives down the cost of cleaning.*



# Advance Proterra™


## Rider Sweepers



Ergonomic operator interface uses Analog-logic™ which allows a single operator motion to lower and activate the main broom and side brooms and open the hopper door.



Variable dump height of up to 62 inches allows fast and simple disposal of swept debris.



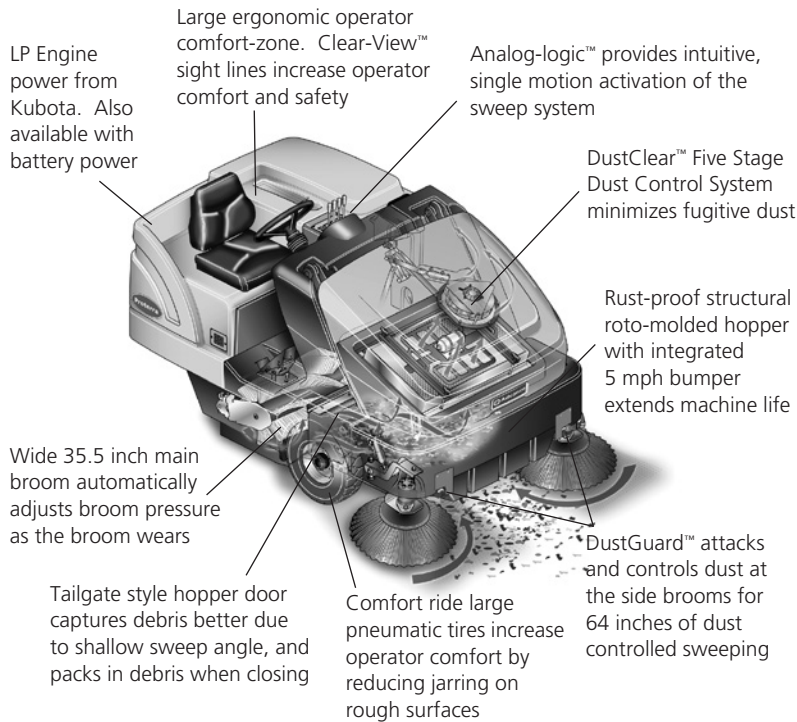
MaxAccess™ allows faster repairs and less downtime so the sweeper spends less time in the shop and more time sweeping.



Patent pending Liberator™ Variable Frequency Filter Shaker System removes dust more effectively from the panel filter, resulting in better air flow and dust control.



DustGuard™ suppresses airborne fugitive dust where most dust is generated – at the side brooms.



LP Engine power from Kubota. Also available with battery power

Large ergonomic operator comfort-zone. Clear-View™ sight lines increase operator comfort and safety

Analog-logic™ provides intuitive, single motion activation of the sweep system

DustClear™ Five Stage Dust Control System minimizes fugitive dust

Rust-proof structural roto-molded hopper with integrated 5 mph bumper extends machine life

Wide 35.5 inch main broom automatically adjusts broom pressure as the broom wears

Tailgate style hopper door captures debris better due to shallow sweep angle, and packs in debris when closing

Comfort ride large pneumatic tires increase operator comfort by reducing jarring on rough surfaces

DustGuard™ attacks and controls dust at the side brooms for 64 inches of dust controlled sweeping

## Industrial Strength Solutions...

- Our products are designed using innovative technology that increases productivity and drives down the cost to clean.
- You can get expert service and maintenance for your Advance machines from factory-trained personnel around the world. Fast parts delivery, too.
- Maintain peak performance with Nilfisk Parts.

## Technical Specifications

Models	Proterra™ Engine	Proterra™ Battery
<b>Sweeping System</b>		
Cleaning Path – Single Side Broom	51 in (128 cm)	51 in (128 cm)
Cleaning Path – Dual Side Broom	64 in (162 cm)	64 in (162 cm)
Main Broom Length	35.5 in (90 cm)	35.5 in (90 cm)
Side Broom Diameter	21.7 in (55 cm)	21.7 in (55 cm)
<b>Debris Hopper</b>		
Volume	11 ft <sup>3</sup> (315 L)	11 ft <sup>3</sup> (315 L)
Dump Height	62 in (159 cm)	62 in (159 cm)
<b>DustClear™ Five Stage Dust Control System</b>		
Stage 1 DustGuard™ (optional)	Side broom "fog" system 12 gal (45 L) – BOTH MODELS	
Stage 2 Vacuumized Main Broom Chamber	Captures all dust kicked up from main broom – BOTH MODELS	
Stage 3 Airflow Labyrinth	Removes 90% of dust from the air stream – BOTH MODELS	
Stage 4 Ultra-Web® Nanofiber Filter	> 98% efficient on 0.3 - 1.0 micron particles – BOTH MODELS	
Stage 5 Airflow Restoration System	Liberator™ variable frequency shaker system – BOTH	
<b>MODELS</b>		
<b>Power System</b>		
Engine	LP - Kubota DF972, 3 cylinder, 31.0 hp	48 V, electric over hydraulic design 400 Ah C6 battery system
Ramp Climbing	20%, 11°	17%, 9.6°
<b>Dimensions</b>		
<b>Tires</b>		
Front (2)	17.5 in (44 cm) .8 ply	17.5 in (44 cm) .8 ply
Rear	16.5 in (42 cm) .8 ply	16.5 in (42 cm) .8 ply
Aisle U-Turn	120 in (306 cm)	120 in (306 cm)
Length	87.4 in (222 cm)	87.4 in (222 cm)
Width	52 in (132 cm)	52 in (132 cm)
Height	57.5 in (146 cm)	57.5 in (146 cm)
Height with OHG	79 in (200 cm)	79 in (200 cm)
Net Weight	2,083 lb (945 kg)	3,140 lb (1,425 kg) with battery
Sound Level	87 dB A at operator ear	
Nationally Recognized Test Lab Certification	ETL	ETL

Specifications are subject to change without notice.



9435 Winnetka Avenue North  
Brooklyn Park, MN 55445  
www.advance-us.com  
Phone: 800-214-7700  
Fax: 800-989-6566

240 Superior Boulevard  
Mississauga, Ontario, Canada L5T 2L2  
www.nilfisk-advance.ca  
Phone: 905-564-1149 or 800-668-8400  
Fax: 905-564-1030 or 800-263-5111

©2013, Nilfisk, Inc.,  
Printed in U.S.A., Form L3087A, 4-13



recyclable