

SC8000™

Rider Scrubbers



The Advance SC8000™ rider scrubber is the definition of innovative and optimized design. This maneuverable front steer scrubber houses the widest cylindrical scrub deck in its class. This deck's dual counter-rotating cylindrical brushes are capable of sweeping and scrubbing in a single pass. DustGuard™ suppresses and controls dust using a "fog" at the side broom. Using Advance's One-Touch™, the entire scrub system is activated simply by the press of a button.

Four different cleaning systems allow you to customize the scrubber to your facility's needs. Cleaning paths up to 62 inches are available on the SC8000. This coupled with the efficiently packaged 100 gallon solution tank delivers the capability of cleaning up to 100,000 square feet per tankful under normal scrubbing speeds.

With Advance's EcoFlex™ Onboard Detergent Dispensing System, productivity and chemical savings are maximized. When it comes time for maintenance, MaxAccess allows a user to access all major systems simply and quickly without the use of tools, including the best-in-class LP bottle exchange.

The Advance SC8000's design has set the bar in productivity, serviceability, safety, and ease of use.

Kubota

Powered

- Quiet, smooth operation
- Superior reliability with enclosed gear driven valve train
- Reduced maintenance costs – No timing belts or chains
- Global service network

Standard Features Include

- Wide 48 inch cylindrical scrub deck
- Tools-free removable squeegee, brushes and blades
- One-Touch™ functionality
- Ergonomic cockpit and controls
- Large 100 gallon solution and recovery tanks
- Touch-pad LEDs on operator panel
- 2 inch wide drain hose
- Heavy-duty steel front bumper
- Large poly debris hopper
- Simple and intuitive controls
- Adjustable seat and tilt steering wheel
- Clear-View™
- MaxAccess to engine and hydraulics
- Tip out / lift off recovery tank

Typical Applications Include

- General Warehouses
- Manufacturing Plants
- Aircraft Hangars
- Beverage Distributors
- Food Processors
- Wholesalers of Non-Durable Goods



The Advance SC8000™, designed with Total Clean® Technology, is very comfortable and safe to use – by design. The result is increased productivity. The Advance SC8000™ is also designed with features to make it easy to clean up and maintain after cleaning. That reduces the total cost of ownership and drives down the cost of cleaning.




SC8000™

Rider Scrubbers



The EcoFlex™ System provides productivity and savings through accurate dispensing.




MaxAccess design provides 360° access to machine components.



The Clear-View™ machine design provides excellent sight lines to the floor from the comfort and safety of the operator's seat.




DustGuard™ suppresses airborne fugitive dust allowing continuous use, and increasing productivity by up to 71%.



Corrosion resistant hopper slides out easily for maintenance.

- 1 Tip-out / lift-off recovery tank
- 2 Engine hood provides superior access for service
- 3 Ergonomic cockpit and simple controls with Clear-View™ sight lines and safety
- 4 Convenient and simple LP tank replacement – also available in diesel
- 5 Carry up to 5 gallons of chemical or up to 2.5 gallons of two chemicals
- 6 Heavy-duty front bumper
- 7 Break-away squeegee with Tools-free replaceable blades
- 8 Wide 48 inch counter-rotating dual cylindrical scrub deck sweeps and scrubs in one pass
- 9 Tools-free replaceable side skirts
- 10 Front steering provides maneuverability
- 11 60 inch cleaning path with right side scrub



Industrial Strength Solutions...

- Our products are designed using innovative technology that increases productivity and drives down the cost to clean.
- You can get expert service and maintenance for your Advance machines from factory-trained personnel around the world. Fast parts delivery, too.
- Maintain peak performance with Nilfisk Parts.

Technical Specifications

Models	SC8000™ 48	SC8000™ 60	SC8000™ 62
Cleaning System			
Scrub Deck	48 in (122 cm) dual cylindrical	48 in (122 cm) dual cylindrical	48 in (122 cm) dual cylindrical
Side Scrub/Sweep	–	Right side scrub	Dual side brooms with DustGuard™
Cleaning Path	48 in (122 cm)	60 in (152 cm)	62 in (157 cm)
Brush Pressure	Up to 400 lb (181 kg)	Up to 400 lb (181 kg)	Up to 400 lb (181 kg)
Brush RPM	470 RPM	470 RPM	470 RPM
Solution Tank	100 gal (378 L)	100 gal (378 L)	100 gal (378 L)
Recovery Tank - Tip Out/Lift Off	100 gal (378 L)	100 gal (378 L)	100 gal (378 L)
Debris Hopper	1.5 ft³ (42 L)	1.5 ft³ (42 L)	1.5 ft³ (42 L)
Detergent Dispensing System	Available	Available	Available
Extended Scrub System	Available	Available	Available
Max Productivity @ 3.5 mph	73,900 ft²/hr (6,900 m²/hr)	92,400 ft²/hr (8,600 m²/hr)	95,500 ft²/hr (8,900 m²/hr)
Power System			
Engine - LP	Type - 55 hp 1.6 L Kubota	Type - 55 hp 1.6 L Kubota	Type - 55 hp 1.6 L Kubota
Engine - Diesel	Type - 37.5 hp Kubota, meets U.S. EPA std. - 40 CFR 1039.625 and CARB - 13 CCR 2423(d) – ALL MODELS		
Gradeability - Cleaning	7° / 12%	7° / 12%	7° / 12%
Gradeability - Transport	9° / 16%	9° / 16%	9° / 16%
Transport Speed	8 mph (12.9 km/hr) forward / 3 mph (4.8 km/hr) reverse – ALL MODELS		
Dimensions, Etc.			
Length	100 in (254 cm)	100 in (254 cm)	100 in (254 cm)
Width	59 in (150 cm) frame & squeegee / 66 in (168 cm) with right side scrub – ALL MODELS		
Height w/o Overhead Guard	58 in (147 cm)	58 in (147 cm)	58 in (147 cm)
Height with Overhead Guard	84 in (213 cm)	84 in (213 cm)	84 in (213 cm)
Minimum Aisle Turn Width	119 in (302 cm)	130 in (330 cm) left 170 in (432 cm) right	119 in (302 cm)
Weight	3,300 lb (1,497 kg) dry; 4,200 lb (1,905 kg) gross vehicle weight – maximum machine only (no options) – ALL MODELS		
Certifications	ETL	ETL	ETL

Specifications are subject to change without notice.



Nilfisk, Inc.

9435 Winnetka Avenue North
Brooklyn Park, MN 55445
www.advance-us.com
Phone 800-214-7700
Fax 800-989-6566

240 Superior Boulevard
Mississauga, Ontario, Canada L5T 2L2
www.nilfisk-advance.ca
Phone 800-668-8400
Fax 800-263-5111

 **Advance**
by Nilfisk

